



Prismo

General Contracting

Cell: +971 56 189 5000, +971 56 189 5111

Musaffah Industrial Area M 43,

Abu Dhabi, UAE

Email. info@prismouae.ae

www.prismouae.ae



Company Profile

Prismo General Contracting is a registered company established in Abu Dhabi and since then has been actively focusing Screed along with Ceramic Tiles, Block Works, Plastering and AC maintenance in UAE. Our team of specialists can help and assist you in finding the right solution for your project and deliver you with top quality workmanship.

When you choose **Prismo** General Contracting, you are guaranteed to get excellent site supervision and quality control in timely manner. Our services aim to fulfill the specific requirements of the client, with whom we would expect to be a responsible and equivalent partner. Our reputation is one where we are considered to be reliable partners in completing Complex & Challenging Projects with Critical Time Lines.

We cater to a wide range of clients ranging from main contractors, independent builders and shop-fitters to domestic customers. Our capabilities range from specialized floor screeding solutions & Flooring solutions for complex constructions, urban developments, hotels, apartment complexes, schools, hospitals, sports halls and commercial buildings to individual homes.

Our portfolio bears out our commitment to the projects we have undertaken. We are confident that should you enter into a business project with our company, we will provide an excellent service which cannot be bettered by any competitors.

WHAT WE CAN DO

In UAE variety of screeding options now available, among them we are offering 3 options generally used for screed construction.

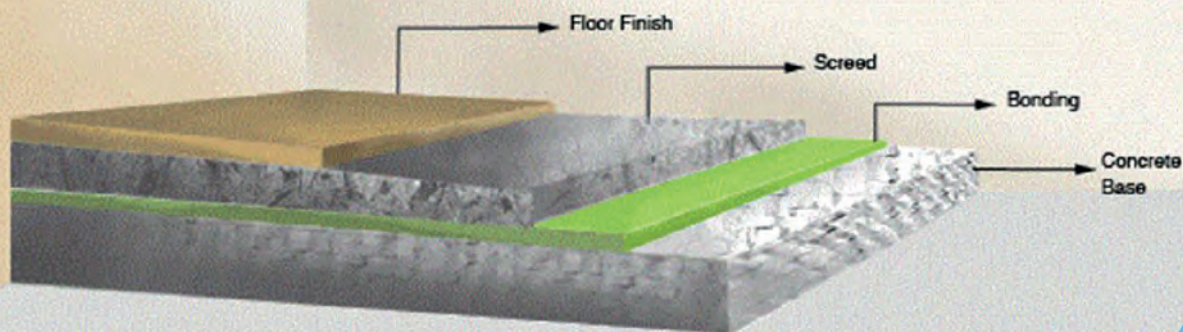
In an effort to explain those three different type of screed constructions in a simplified form, we are showing diagrams (Courtesy: CSC Screeding) in sectional format for our valued decision makers.

We hope you will find this information helpful in choosing the right specification for your screeding project.

1. Bonded Screed

This is the type of screed where the screed layer is bonded fully to the substrate using a primer or bonding agent. This type of screed is ideal for thinner section screeds where heavy loading is expected. A bonded screed is generally of 15-30mm thick.

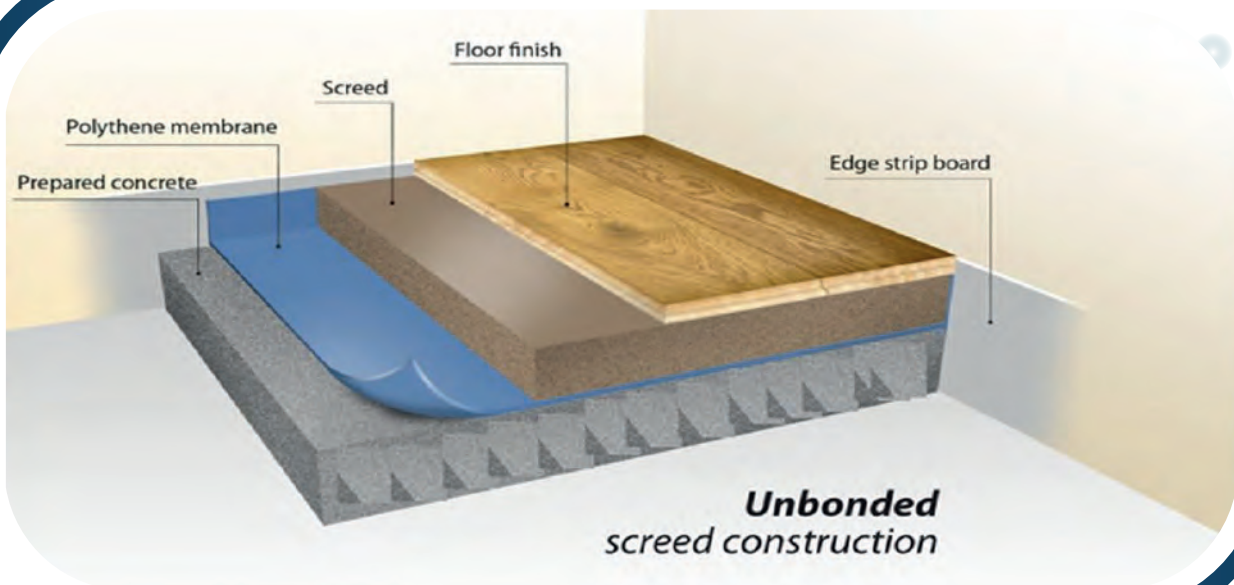
Bonded Screed Construction



WHAT WE CAN DO

2. Un-Bonded Screed

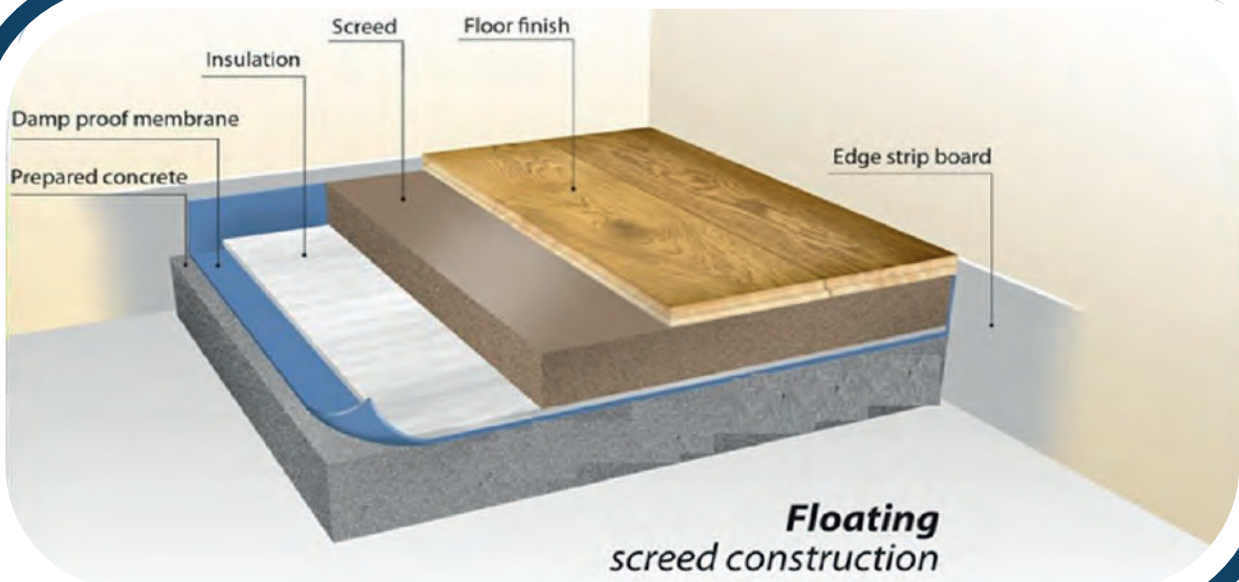
As the name suggests, un-bonded screeds are not bonded directly to the base, as mechanical scabbing is not possible. Un-Bonded screed is applied to Polythene/ Damp Proof Membrane (DPM) laid on top of the concrete base, which separates it from the main slab. This type is ideal for thickness greater than 50mm for standard screed and 40mm for modified screeds



WHAT WE CAN DO

3. Floating Screed

For this type of screed, the screed layer is laid on top of insulation to create thermal insulated flooring.



THE RIGHT SCREEDING MIX

The right screed mix is one that is homogenously blended in the right proportion, following the agreed mix design. We always have two options to choose between; Ready Mix and Site Mixing of Screeds. It is a critical decision to consider the viability of each option available, depending on the location and available space at the work site.

1. Site Mixing of Screed

Site mixing of screed is a very efficient and economic way of screed mixing and is suitable for most projects, provided the screed is force action mixed and the work is handled by a skilled work force. The three methods that we generally for site mixing of screeds are:

»**Forced Action Mixers:** Forced action mixing is the most efficient and economic method for producing high quality screed mixes on site. Forced action mixing blends the cement & mix homogeneously and is ideal when additives or admixtures are to be added. Forced action mixers are usually of two types:

i) Screed Pumps: These are generally used for forced action mixing of large quantities of screed at the work site.

ii) Pan Mixers: These are portable forced action mixers which are ideal for producing high quality screed mix at work sites where the use of bigger equipments is difficult.



THE RIGHT SCREEDING MIX

»**Hand Mixing:** This is suitable only for very small areas and is not recommended for bigger projects, as the work is strenuous and the estimated quantities and manual errors while mixing can seriously affect the quality of the screed.

»**Free Fall Mixers:** Some time we use free fall mixers for larger quantities of screed at the work site. When these are sufficient for mixing general concrete mixes and mortar which are of a fluid consistency, screeds mixed using free fall mixers are often found to be of poor quality, weak and crush easily under impact.

2. Ready Mix Screed

Ready Mix Screed is considered to be a good option for work sites where the storage of materials is difficult. But there is always the drawback of heavy traffic posing as a hurdle in getting the screed at the site on time..

For this we have specially designed trolleys; that can carry up to 1ton of mortar weight & can fit into lifts & enter into a small passage. It is advantageous for pouring screed in areas where pumping is difficult or impossible, e.g. Glass closed buildings, working area, shopping malls etc. Special mechanism allows unloading in no time.



TYPES OF SCREEDS

One way to achieve the proper elevation and smoothness is to use a screed. The screed's surface is generally smooth and flat, but it can be shaped in any formation to help you achieve the surface you need. Since no concrete pour is the same nor of the same size, different types of concrete screeds are needed. For achieving best results it is best to have the right tool for the right job.

1. Magnesium Screed

A magnesium screed is another form of a hand screed. It deserves a category all to its own thanks to its distinctive characteristics. Thanks to being made of magnesium it is not only light but capable of being up 24 feet long.

2. Hand Screed

This screed resembles a long board with two handles that extend upwards at each end. These screeds can be of varying lengths. However, screeds like these are not effective for surfaces more than 30 feet wide, though 10 feet is the optimum size. Two workers draw the screed across the surface of the concrete in a sawing motion an inch or so at a time. The screed rests on the edges of the concrete form as it moves across the surface of the concrete, thus filling in any voids or removing an excess.



SCREED FINISHING & CUTTING

1. Power Float/Trowel


In some cases this screed can be applied to garage floors or outside areas where suitable. After application this screed is brought to a shine with a power float and pan. This leaves a super smooth top which prevents abrasion and corrosion that can be sealed or painted. In areas where this is not strong enough we lay concrete which is also brought to a very smooth finish.

2. Bull Float

The purpose of bull floating is to level ridges and fill voids left by the screeding operation. Drawing a bull float over the fresh concrete immediately after screeding is required to force down aggregate and raise cream (gravel-free concrete) near the surface for finishing. Bull float is used for areas too large to reach with a darby, though it may produce a wavier surface.

2. Screed Cutter


In hot weather, concrete might crack if joints are not cut within 6-12 hours after finishing screed. In this condition, we can early-entry dry-cut light weight saws that can be used almost immediately after finishing instead of using a grooving tool to cut joints,. These saws cut 1" to 3" deep, depending on the model.



FLOORING SOLUTIONS



Vinyl or linoleum flooring



Hardwood flooring




Natural stone flooring




Laminate flooring



Porcelain or Ceramic Tile Flooring



Carpet Flooring



For ceramic flooring

PROJECTS

CHINA STATE CONSTRUCTION ENGINEERING

Project Name: **EMIRATI HOUSING DEVELOPMENT**

Location : AL RIYAD CITY- Abudhabi.

Consultant : Al Ain Consulting Engineers LLC



中國建築股份有限公司
CHINA STATE CONSTRUCTION ENGRG. CORP. LTD

AL SERH AL KABEER(ASAK)

Project Name: **132/32/11KV SHARISHA MAIN SUBSTATION**

Location : Ras Al Khaima

Consultant : Electricite de France(eDF)

Client : Etihad Water and Electricity



GRANS CONTRACTING LLC

Project Name: **AL KHAWANEEG - WADI AL AMARDI 271-0186**

Al Helo Villa Dubai - UAE

Location : Dubai

Client : Madam Mariam Obaid Al Helo Villa

